




















PUZZLE MADNESS

Daily Medium Lockout Line Sudoku Puzzle for Monday 9th November 2020

						7		4	5
						2	3		
2		1			4				
						6			
	1	6	7		9				3
				5		8			
	8				9				
		4					1		7
6		5	2	3				