




















# PUZZLE MADNESS

Daily Medium Lockout Line Sudoku Puzzle for Monday 9th January 2023

 7								6	
	4			6	1	3			
		3					4		
			8						
		6	2			4			
	9	8					7		
7		1					9		
		8				5	1		2
	3	4							7