

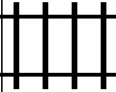
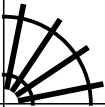






PUZZLE MADNESS

Daily Medium Train Tracks Puzzle for Saturday 27th December 2014

3	5	3	1	8	6	4	3	6	3	
										2
										4
										5
										7
										3
										5
										6
										7
										3