


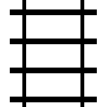






PUZZLE MADNESS

Daily Medium Train Tracks Puzzle for Monday 13th June 2022

2 3 5 7 2 3 7 4 4

									3
									6
									6
									5
									4
									4
									3
									1
									5